

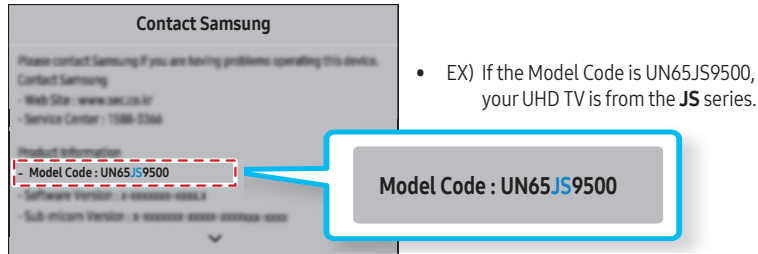
Want to obtain optimum picture quality with your SAMSUNG Ultra HD Blu-ray™ Player?

First update your UHD TV and Ultra HD Blu-ray™ Player to the latest firmware.

1 Check the **manufacturer** of your (S)UHD TV.

2 If your TV is a **Samsung** (S)UHD TV, check the **series name** as shown below.

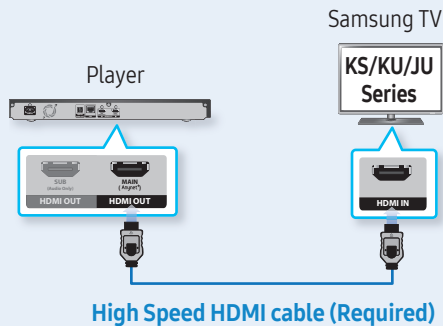
- [TV] Go to **MENU > Support > Contact Samsung > Product Information**



3 Configure your settings according to the Samsung (S)UHD TV series name as follows:

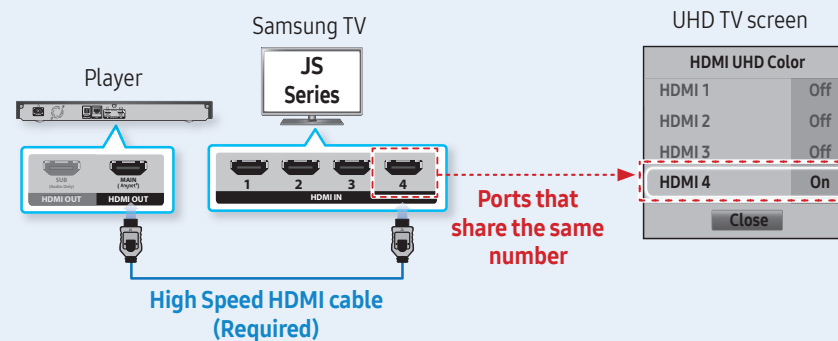
Case 1 : KS / KU / JU series

- Use an HDMI cable to connect the Player to the UHD TV.
- Connect the cable to any HDMI IN port on the UHD TV.



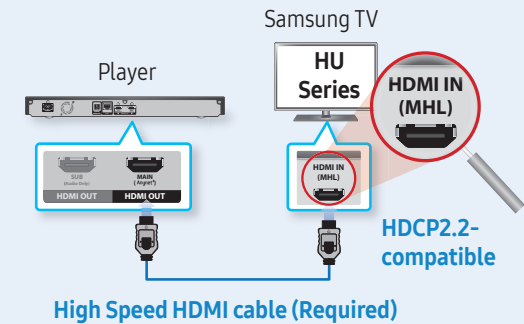
Case 2 : JS series

- Use an HDMI cable to connect the Player to the UHD TV.
- On your TV, Set "**HDMI UHD Color : On**" for the connected HDMI port.
 - How to turn it on :
[TV] Go to **MENU > Picture > Picture Options > HDMI UHD Color > HDMI (no.) : On**



Case 3 : HU series

- Use an HDMI cable to connect the Player to the UHD TV.
- Make sure to connect the cable to the **HDMI IN (MHL)** port on the UHD TV.
 - On a TV from the HU series, only the **HDMI IN (MHL)** port supports HDCP2.2¹⁾.



4 Change the **external input source** for the Samsung (S)UHD TV.

5 Play movies on Ultra HD Blu-ray™ discs.

If your UHD TV is not made by Samsung, follow these instructions to install the devices:

1 Use an HDMI cable to connect the Player to the UHD TV.

- Use a High Speed HDMI cable.
- Make sure to connect the cable to an HDMI port that supports HDCP2.2¹⁾ on the UHD TV.
 - For HDMI ports that support HDCP2.2¹⁾, refer to the UHD TV user guide or contact the UHD TV manufacturer.

2 If your UHD TV supports HDR²⁾, configure HDMI settings.

- On the UHD TV screen, enable "4K UHD 4:4:4 60Hz and 10-bit signal" input.
 - For more information, refer to the UHD TV user guide or contact the UHD TV manufacturer.

3 Change the input source for the UHD TV, and then play movies on Ultra HD Blu-ray™ discs.



AK68-02641N-00



AK68-02641N-00

1) HDCP 2.2 (High-bandwidth Digital Content Protection2.2): Technology that provides copy protection of 4K UHD content transmitted via HDMI.

2) HDR (High Dynamic Range): Imaging technology that enhances brightness and contrast.