

Additional Information

About NFC

- NFC tagging to establish a Bluetooth connection will not work while the product is being powered on and off.
- NFC tagging to establish a Bluetooth connection will not work while the battery indicator on the Bluetooth device is blinking.

About the Network Connection

- Depending on the wireless router used, some network operations may perform differently.
- For detailed information on networking with a wireless router or modem, refer to the router's or modem's documentation.
- Select one wireless channel that is not used currently. If the selected channel is used by another communication device nearby, radio interference may result in communication failure.
- In compliance with the newest Wi-Fi certification specifications, the HUB does not support WEP, TKIP, or TKIP-AES (WPA2 Mixed) security encryption in networks running in the 802.11n mode.
- By its nature, wireless LAN may experience radio interference depending on the environmental conditions (such as wireless router performance, distance, obstruction, interference with other wireless devices, etc.)
- WEP encryption does not work with WPS (PBC) / WPS (PIN).

Compatible products

	iOS	4.3 or above
Mobile	Android	2.3.3 (Gingerbread) or above

Some devices may not be compatible with the product.

Copyright

© 2014 Samsung Electronics Co.,Ltd.
All rights reserved; No part or whole of this user's manual may be reproduced or copied without the prior written permission of Samsung Electronics Co.,Ltd.



Correct Disposal of This Product (Waste Electrical & Electronic Equipment)

(Applicable in the European Union and other European countries with separate collection systems)

This marking on the product, accessories or literature indicates that the product and its electronic accessories (e.g. charger, headset, USB cable) should not be disposed of with other household waste at the end of their working life. To prevent possible harm to the environment or human health from uncontrolled waste disposal, please separate these items from other types of waste and recycle them responsibly to promote the sustainable reuse of material resources. Household users should contact either the retailer where they purchased this product, or their local government office, for details of where and how they can take these items for environmentally safe recycling. Business users should contact their supplier and check the terms and conditions of the purchase contract. This product and its electronic accessories should not be mixed with other commercial wastes for disposal.

Open Source Licenses / Contact Samsung World wide

- For information regarding Open Source Licenses / Contact Samsung World wide, visit www.samsung.com and refer to the relevant information in the WAM750 manual file. Go to: www.samsung.com → Support → Product name search : WAM750 → Pdf download.
- Send inquiries and questions regarding Open Source Licenses / Contact Samsung World wide to Samsung via E-mail at oss.request@samsung.com

Specifications

General	Weight	3.9 Kg (8.6 lbs)	
	Dimensions	402 (W) X 194 (D) X 137 (H) mm (15.8 (W) X 7.6 (D) X 5.3 (H) inches)	
	Operating Temperature Range	+41°F to +95°F	
	Operating Humidity Range	10 % to 75 %	
Amplifier	Input sensitivity / Impedance	450mV / KOHM (AUX)	
	S/N ratio (analog input)	65dB	
	Separation(1KHz)	65dB	
Network	Ethernet	100BASE - TX Terminal	
	Wireless LAN	Built-in	
	Security	WEP (OPEN)	
		WPA-PSK (TKIP)	
		WPA2-PSK (AES)	
WPS(PBC/PIN)	Supported		

- Network speeds equal to or below 10Mbps are not supported.
- Design and specifications are subject to change without prior notice.
- For the power supply and power consumption, refer to the label attached to the product.
- Weight and dimensions are approximate.
- This Getting Started is based on the product using the Android or iOS operating system.
- For further details on using the product, visit www.samsung.com.



WAM750/WAM751

Wireless Audio - Multiroom
M7

Getting Started





AH68-02665T-01

Recommendation - EU Only

- Hereby, Samsung Electronics, declares that this WAM750 is in compliance with the essential requirements and other relevant provisions of Directive 1999/5/EC. The official Declaration of Conformity may be found at <http://www.samsung.com>, go to Support > Search Product Support and enter the model name. This equipment may be operated in all EU countries. This equipment may only be used indoors.



Regulatory Compliance Statements

	CAUTION RISK OF ELECTRIC SHOCK DO NOT OPEN	
The lightning flash and arrowhead within the triangle is a warning sign alerting you to dangerous voltage inside the product.	CAUTION: TO REDUCE THE RISK OF ELECTRIC SHOCK, DO NOT REMOVE THE COVER (OR BACK). NO USER SERVICEABLE PARTS INSIDE. REFER SERVICING TO QUALIFIED SERVICE PERSONNEL.	The explanation point within the triangle is a warning sign alerting you to important instructions accompanying the product.

Warning

- To reduce the risk of fire or electric shock, do not expose this appliance to rain or moisture.
- Do not expose this apparatus to dripping or splashing. Do not put objects filled with liquids, such as vases on the apparatus.
- To turn this apparatus off completely, you must pull the power plug out of the wall socket. Consequently, the power plug must be easily and readily accessible at all times.

CAUTION

TO PREVENT ELECTRIC SHOCK, MATCH WIDE BLADE OF PLUG TO WIDE SLOT, FULLY INSERT.

- This apparatus shall always be connected to a AC outlet with a protective grounding connection.
- To disconnect the apparatus from the mains, the plug must be pulled out from the mains socket, therefore the mains plug shall be readily operable.

CAUTION

- Do not expose this apparatus to dripping or splashing. Do not put an object filled with liquid, such as a vase, on the apparatus.
- To turn this apparatus off completely, you must pull the power plug out of the wall socket. Consequently, the power plug must be easily and readily accessible at all times.


Wiring the Main Power Supply Plug (UK Only)

IMPORTANT NOTICE

The mains lead on this equipment is supplied with a moulded plug incorporating a fuse. The value of the fuse is indicated on the pin face of the plug and if it requires replacing, a fuse approved to BS1362 of the same rating must be used. Never use the plug with the fuse cover removed. If the cover is detachable and a replacement is required, it must be of the same colour as the fuse fitted in the plug. Replacement covers are available from your dealer. If the fitted plug is not suitable for the power points in your house or the cable is not long enough to reach a power point, you should obtain a suitable safety approved extension lead or consult your dealer for assistance. However, if there is no alternative to cutting off the plug, remove the fuse and then safely dispose of the plug. Do not connect the plug to a mains socket as there is a risk of shock hazard from the bared flexible cord. Never attempt to insert bare wires directly into a mains socket. A plug and fuse must be used at all times.

IMPORTANT NOTICE

The wires in the mains lead are coloured in accordance with the following code:- BLUE = NEUTRAL BROWN = LIVE As these colours may not correspond to the coloured markings identifying the terminals in your plug, proceed as follows:- The wire coloured BLUE must be connected to the terminal marked with the letter N or coloured BLUE or BLACK. The wire coloured BROWN must be connected to the terminal marked with the letter L or coloured BROWN or RED.

WARNING : DO NOT CONNECT EITHER WIRE TO THE EARTH TERMINAL WHICH IS MARKED WITH THE LETTER E OR BY THE EARTH SYMBOL , OR COLOURED GREEN OR GREEN AND YELLOW.

Important Safety Instructions

Read these operating instructions carefully before using the unit. Follow all the safety instructions listed below. Keep these operating instructions handy for future reference.

- 1 Read these instructions.
- 2 Keep these instructions.
- 3 Heed all warnings.
- 4 Follow all instructions.
- 5 Do not use this apparatus near water.
- 6 Clean only with a dry cloth.
- 7 Do not block any ventilation openings. Install in accordance with the manufacturer's instructions.
- 8 Do not install near any heat sources such as radiators, heat registers, stoves, or other apparatus (including AV receivers) that produce heat.
- 9 Do not defeat the safety purpose of the polarized or grounding-type plug. A polarized plug has two blades with one wider than the other. A grounding type plug has two blades and a third grounding prong. The wide blade or the third prong are provided for your safety. If the provided plug does not fit into your outlet, consult an electrician for replacement of the obsolete outlet.
- 10 Protect the power cord from being walked on or pinched particularly at plugs, convenience receptacles, and the point where it exits the apparatus.
- 11 Only use attachments/accessories specified by the manufacturer.

- 12 Use only with the cart, stand, tripod, bracket, or table specified by the manufacturer, or sold with the apparatus. When a cart is used, use caution when moving the cart/ apparatus combination to avoid injury from tip-over.
- 13 Unplug this apparatus during lightning storms or when unused for long periods of time.
- 14 Refer all servicing to qualified service personnel. Servicing is required when the apparatus has been damaged in any way, such as when the power-supply cord or plug is damaged, liquid has been spilled or objects have fallen into the apparatus, the apparatus has been exposed to rain or moisture, does not operate normally, or has been dropped.



- Install your product with enough space around it for ventilation.
 - Leave at least 4 inches (10cm) at the rear of the product and more than 2 inches (5cm) on each side of the product.
- Keep the plastic packing materials out of reach of your children.
 - Children playing with the plastic packing materials run the risk of suffocation.

Usage Precautions

- Using for an extended time at high volume may cause serious damage to your hearing.
 - If you are exposed to sound louder than 85db for an extended time, you may adversely affect your hearing. The louder the sound is, the more seriously damaged your hearing may become. Note that an ordinary conversation is between 50 to 60 db and road noise is approximately 80 db.
- This product contains dangerous high voltage. Do not attempt to disassemble, repair, or modify it yourself.
 - Contact a Samsung service center when your product is in need of repair.
- Do not place any container that contains liquid on the product (e.g. a vase, beverages, cosmetics, chemicals, etc.). Do not allow any metal objects (e.g. coins, hair clips, etc.) or flammable material (e.g. paper, matches, etc.) to enter the product (through the air vents, I/O ports, etc.).
 - If any harmful material or liquid enters the product, turn off the product immediately, unplug the power cord, and then contact a Samsung service center.
- Do not drop the product. In case of a mechanical breakdown, disconnect the power cord and contact a Samsung service center.
 - There is a risk of fire or electric shock.
- Do not hold or pull the product by the power cord or the signal cable.
 - A damaged cable can cause the product to malfunction, cause a fire, and poses a risk of electric shock.
- Do not use or keep flammable materials near the product.
- If the product emits an abnormal sound or a burnt smell or smokes, unplug the power-cord immediately and contact a Samsung service center.
- If you smell gas, ventilate the room immediately. Do not touch the power plug of the product. Do not turn the product off or on.
- Do not strike or subject the product to a sudden shock. Do not pierce the product with a sharp object.

Cleaning Precautions

- Never use alcohol, solvents, waxes, benzene, thinners, air freshener, or lubricants to clean the product, or spray insecticide on the product.
 - Using any of these materials can discolor the exterior coating or cause it to split or peel off, or remove the labelling on the product.
- To clean the product, unplug the power cord, and then wipe the product with a clean, dry, soft cloth (Microfibre, cotton).
 - Avoid leaving dust on the product. Dust can scratch its the surface.

Safety precautions

Power Supply Precautions

- Do not overload outlets or extension cords.
 - This may result in abnormal heat or fire.
- Do not plug in or unplug the power cord with wet hands.
- Do not place the product near heating equipment.
- To clean the power plug blades, remove the plug from the wall outlet and wipe the blades with a dry cloth only.
- Do not bend the power cord or pull it forcefully.
- Do not put heavy objects on the power cord.
- Do not plug the power cord into a loose or damaged outlet.
- Fully insert the power cord's plug into the the wall outlet so that the plug is firmly attached to the outlet.
 - If the connection is unstable, there is a risk of fire.

Installation Precautions

- Do not install the product near equipment or objects that generate heat or produce fire (candles, mosquito coils, heaters, radiators, etc.). Do not install in direct sunlight.
- When moving the product, turn off the power and disconnect all cords (include the power cord) from the unit.
 - A damaged cord may cause a fire and poses a risk of electric shock.
- Installing the product in environments with high heat or humidity, dust, or extreme cold, can lead to quality problems or cause the product to malfunction. Before you install the product in an environment that is outside the norm, please contact a Samsung service center for additional information.
- When placing the product on a shelf, cabinet, or desk, make sure the top panel faces upwards.
- Do not place the product on an unstable surface (e.g. a shaky shelf, a tilted desk, etc.).
 - Dropping the product can cause it to malfunction and poses a risk of injury. Severe vibration or impact can also cause the product to malfunction and lead to a fire hazard.